

What Comes with BRM Institute MEMBERSHIP?

And what are my options?



- 500+ articles
- 200+ Webinars in the Webinar Symposium
- BRM networking
- Dozens of templates, Tools and Resource
- Free White Papers and Publications







MEMBER RATES ON :



BRMConnect

ANNUAL MEMBERSHIP PACKAGES

	 ENTERPRISE 51+ people	 GROUP 10-50 people	 TEAM 2-9 people	 PROFESSIONAL One person
Articles	✓	✓	✓	✓
Webinars	✓	✓	✓	✓
Networking	✓	✓	✓	✓
Templates/Tools	✓	✓	✓	✓
Member Rates	✓	✓	✓	✓
Member Partner Support	✓	✓	✓	✗
Complimentary Executive Brief <small>30-60 Minute presentation for Executive Leadership</small>	✓	✓	✓	✗
	1 Year = \$205 3 Year = \$555 per person	1 Year = \$215 3 Year = \$580 per person	1 Year = \$225 3 Year = \$610 per person	\$225 per person

Discounts for Events and Knowledge Offerings

Where is the value in Member Partner Support?

With member partner support, you will meet quarterly with a BRM expert to help your organization advance its BRM capability.

This includes:

Strategic Conversations | Customized Recommendations | Personal Introductions Team Sessions | Online Campus Walkthroughs | And more!